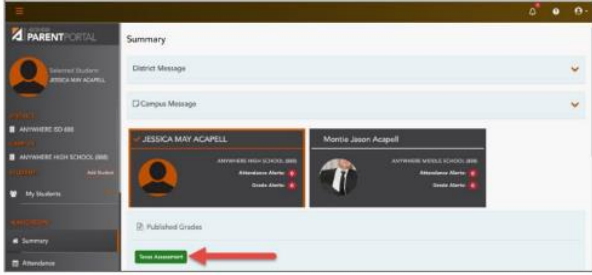
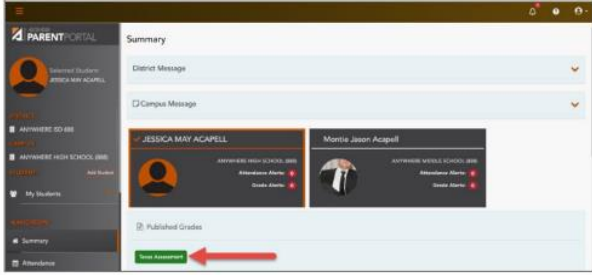

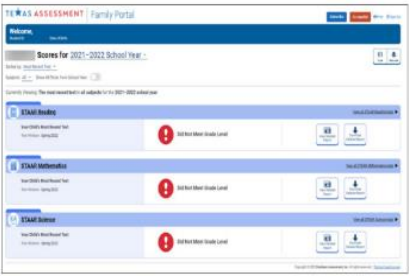




# How to access your student's STAAR/EOC test scores from your ASCENDER PARENT PORTAL:

<p>1.</p>	<p>Log in to your Parent Portal for your child.</p>	<p>Accessing the Texas Assessment link in ASCENDER ParentPortal</p> <p>The parent must have an active ParentPortal account with their students associated with the account.</p> <p>If the student selected has Texas Assessment Results available, the Texas Assessment button will be displayed below the Published Grades section.</p>  <p>Copyright 2022 by Region 7 Education Service Center. All rights reserved. 13</p>
<p>2.</p>	<p>Scroll down until you see the green Texas Assessment box.</p>	 <p>Copyright 2022 by Region 7 Education Service Center. All rights reserved. 14</p>
<p>3.</p>	<p>Click on the Texas Assessment box.</p>	<p>Click on the Texas Assessment link, and you will be directed to the Family Portal log-on page to log in and view the available assessment results.</p> <p>The Texas Assessment link will be available to students that have a TEA Unique Access Code and/or date of birth associated with the student selected, otherwise, the link will not be available for the student.</p> <p><b>IMPORTANT:</b> The TEA Family Portal login screen may only flash on the screen for a moment and then redirect to the assessment results.</p> <p>Copyright 2022 by Region 7 Education Service Center. All rights reserved. 15</p>
<p>4.</p>	<p>(This screen might flash on your screen as it is transferring you.)</p>	 <p>Copyright 2022 by Region 7 Education Service Center. All rights reserved. 16</p>
<p>5.</p>	<p>Your child's scores will be displayed. Scores from Spring and Summer 2023 will be available <b>August 18, 2023</b>.</p>	<p>Once logged on to the Texas Assessment Family Portal, the available assessment results are displayed.</p>  <p>Copyright 2022 by Region 7 Education Service Center. All rights reserved. 17</p>